

PRODUCT DATASHEET

LB FLEX 1500 P 105W 840 N

LOW BAY FLEX 1500 | Low-bay luminaires with attractive linear design, up to 160 lm/W



PERFOR-
MANCE
CLASS

Areas of application

- Replacement for luminaires with mercury vapor or metal halide lamps
- Warehouses
- Logistics halls
- Industrial and storage facilities
- Discounters, supermarkets
- Sports halls
- Indoor sports facilities

Product benefits

- Economical thanks to high luminous efficacy up to 160 lm/W
- Easy and quick installation thanks to toolless connector box with 5- and 7-pole terminals
- Modern and robust design
- 5 years guarantee

Product features

- Different luminous flux and beam angle for mounting heights of ~ 4 m to ~14 m in 4000 K
- Through-wiring cable already installed
- Long Lifetime (L80/B10): up to 100,000 h
- High color consistency: ≤ 3 SDCM



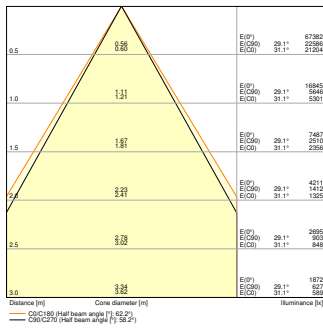
TECHNICAL DATA

Electrical data

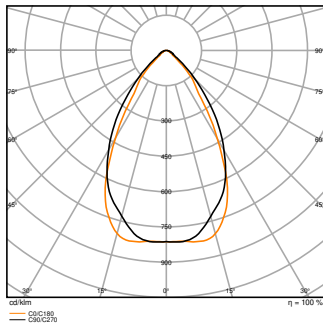
Nominal wattage	105 W
Nominal voltage	220...240 V
Mains frequency	50...60 Hz
Nominal current	450 mA
Inrush current	31.16 A
Inrush current time T_{h50}	420 μ s
Max. number of luminaires per miniature circuit breaker B16	10
Max. number of luminaires per miniature circuit breaker C10	18
Max. number of luminaires per miniature circuit breaker C16	18
Power factor λ	≥ 0.90
Total harmonic distortion	$\leq 20\%$
Protection class	I
Operating mode	ELECTRONIC CONTROL GEAR (ECG)

Photometrical data

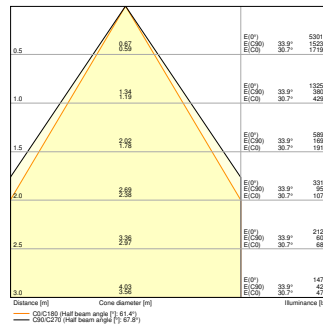
Luminous flux	16800 lm
Luminous efficacy	160 lm/W
Color temperature	4000 K
Light color (designation)	Cool White
Color rendering index Ra	≥ 80
Standard deviation of color matching	< 3 sdc _m
Low flicker	Yes
Photobiological safety group acc. to EN62778	RG1
Photobiological safety group acc. to EN62471	RG1
Beam angle	60 °



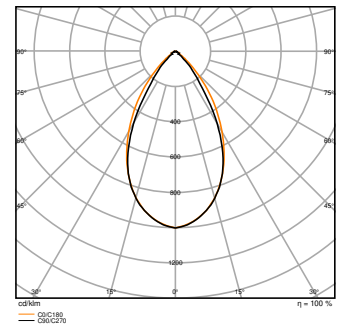
LB FLEX 1500 P 105W 840 N



LB FLEX 1500 P 105W 840 N WITH BP COVER



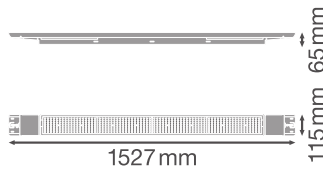
LB FLEX 1500 P 105W 840 N WITH BP COVER



LB FLEX 1500 P 105W 840 N

Dimensions & Weight

Length	1527 mm
Width	115.00 mm
Height	65.00 mm
Product weight	4450.00 g



LOW BAY FLEX 1500

Materials & Colors

Product color	White
Housing color	White
Body material	Steel
Cover material	Polycarbonate (PC)
Light emitting surface material	Polycarbonate (PC)
Glow Wire Test according to IEC 60695-2-12	650 °C
Mercury content	0.0 mg

Application & Mounting

Ambient temperature range	-25...+50 °C
Temperature range at storage	-20...+80 °C
Type of connection	Screwless terminal
Type of protection	IP23
Protection class IK (shock resistance)	IK08
Dimmable	No
Mounting type	Surface/Suspended
Mounting location	Ceiling
Application environment	Indoor
Adjustable	No
With light source	Yes
Replaceable light source	No

Lifespan

Lifespan L70/B50 at 25 °C	100000 h ¹⁾
Lifespan L80/B10 at 25 °C	100000 h ¹⁾
Lifespan L80/B50 at 25 °C	100000 h
Lifespan L90/B10 at 25 °C	82000 h
Number of switching cycles	50000

¹⁾ t[h]: L70 / B50 @ 25 °C (Ta), t[h]: L80 / B10 @ 25 °C (Ta), t[h]: L90 / B10 @ 25 °C (Ta)

Control gear

Output current	460 mA
ECG - Output ripple current	< 10 %

Certificates & Standards

Standards	CE / CB / ENEC / TÜV SÜD / EAC / UKCA / EPD
Luminaire with limited surface temperature, "D sign"	No
Ball shot safe	No
EPD	LEDV-00020-V01.01-EN
Replaceable light source (EPREL)	Not replaceable







Accessories Optional



Product image	Product name	EAN
	LB FLEX SUSPENSION KIT	4058075693722











EQUIPMENT / ACCESSORIES



– Suspension kit, ball-proof cover and angulation mounting kit available as separate accessory


DOWNLOAD DATA

Documents and certificates	Document name
 User instruction / safety instructions	UI Lowbay Flex
 Legal information	Legal Insert LB FLEX
 Legal information	LS Insert LB FLEX DALI
 Legal information	Informationstext 18 Abs 4 ElektroG
 Declarations of conformity	EU Declaration of conformity LB FLEX
 Declarations of conformity UKCA	LB FLEX 840

Photometric and lighting design files	Document name
 IES file (IES)	LB FLEX 1500 P 105W 840 N
 IES file (IES)	LB FLEX 1500 P 105W 840 N WITH BP COVER

Photometric and lighting design files	Document name
 LDT file (Eulumdat)	LB FLEX 1500 P 105W N
 LDT file (Eulumdat)	LB FLEX 1500 P 105W 840 N WITH BP COVER
 ULD file (DIALux)	LB FLEX 1500 P 105W
 ROLF file (RELUX)	LB FLEX 1500 P
 UGR file (UGR table)	LB FLEX 1500 P 105W 840 N
 UGR file (UGR table)	LB FLEX 1500 P 105W 840 N WITH BP COVER
 Light distribution curve type cone	LB FLEX 1500 P 105W 840 N
 Light distribution curve type cone	LB FLEX 1500 P 105W 840 N WITH BP COVER
 Light distribution curve type polar	LB FLEX 1500 P 105W 840 N
 Light distribution curve type polar	LB FLEX 1500 P 105W 840 N WITH BP COVER

CAD/BIM files	Document name
 BIM Revit 3D	LOW BAY FLEX
 CAD STEP 3D	LB FLEX 1500

Tender texts	Document name
 Tender documents	LOW BAY FLEX 1500 P 105W 840 N-EN

LOGISTICAL DATA

Product code	Packaging unit (Pieces/Unit)	Dimensions (length x width x height)	Gross weight	Volume
4058075676244	Folding box 1	106 mm x 1,572 mm x 154 mm	5056.00 g	25.66 dm ³
4058075676251	Shipping box 3	1,602 mm x 488 mm x 143 mm	16523.00 g	111.79 dm ³

The mentioned product code describes the smallest quantity unit which can be ordered. One shipping unit can contain one or more single products. When placing an order, for the quantity please enter single or multiples of a shipping unit.

ADDITIONAL CATALOG INFORMATION



References / Links

– For Guarantee see www.ledvance.com/guarantee

DISCLAIMER

Subject to change without notice. Errors and omission excepted. Always make sure to use the most recent release.